

Tile: Muni Dark grey Cliff B

NUMI COLLECTION

This collection marks the beginning of the collaboration between Mutina and the German designer Konstantin Grcic. The result is a real conversation about art. An exploration of a world close to the company, which becomes the basis for the study of colors, materials and shapes.

Numi consists of squared tiles – 300×300mm and 600×600mm – with a different, partially glazed geometric form, in six different colors. These shapes create a pattern which magnifies into architecture.

italiaceramics **MU
TIN
A**

NUMI COLLECTION



DESIGN: KONSTANTIN GRCIC

PRODUCTION: INDUSTRIAL + ARTISANAL

PRODUCT TYPE: PORCELAIN

COLOURS: MULTIPLE

SIZES: MUNI 600x600mm + 300x300mm; NUMINI
50x50mm + 316x316mm

APPLICATION: WALL + FLOOR

THICKNESS: NUMI 10 mm + NUMINI 6 mm

PRODUCTION: INDUSTRIAL + ARTISANAL

NUMI COLOURS



WHITE



LIGHT
GREY




BLUE



DARK
GREY



BLACK



CLIMB A




HORIZON A



MOON A



CLIFF A




SLOPE A



CLIMB B



HORIZON B



MOON B



HORIZON B




SLOPE B

NUMINI COLOURS



CLIMB



SINGLE PIECE




PEAK



SINGLE PIECE




MOON



SINGLE PIECE



CLIFF



SINGLE PIECE

***"Tiles for all
lifestyles"***



*Please note that colours and finishes presented in the display images may vary in real life.

Wall: Numi Moon 50x50mm

Showroom: 55 Glynburn Road, Glynde | (08) 8336 2366 | italiaceramics.com.au